WATER JETTING TOOLS AND EQUIPMENT

FLUID WATER JETTING

2024-2025

WATER JETTING TOOLS & EQUIPMENT

FOR INDUSTRIAL CLEANING

www.fluidjetting.com

FLUID WATER JETTING CO LTD

UNIT 3, WILLOW COURT, THE LAKES BUSINESS PARK,
HUNTINGDON, CAMBRIDGESHIRE, UNITED KINGDOM,
PE28 9RD
TEL. +44 (0) 1480 573 983
sales@fluidjetting.co.uk
www.fluidjetting.com

Company introduction

FLUID WATER JETTING CO LTD

FLUID Water Jetting Co Ltd, a UK-based manufacturing company located in Cambridgeshire, specialising in the Sales, R&D and manufacturing of high-pressure water jetting tools and accessories. FLUID Water Jetting Technology (Tianjin) Co Ltd is our subsidiary who focus on the production and testing of high-pressure water jetting tools, equipment and accessories.

Our mission is to continually develop and innovate new designs, incorporating advanced solutions to create simpler, more efficient, eco-friendly water jetting products for all our customers.

We pride ourselves on our existing range of quality water jetting tools. These offer cleaning for tubes, pipes, sewage cleaning, road marking removal, airport runway cleaning, surface cleaning and surface preparation for paint and rust removal. These all cater to a variety of customer's needs within the cleaning industry.

FLUID WATER JETTING TECHNOLOGY (TIANJIN) CO LTD

WATER JETTING R&D CENTRE

HIGH PRECISION CNC MACHINE

MANUFACTURING PLANT

UHP TESTING CENTRE



PLANT STORAGE

COORDINATE MEASURING MACHINE

Member of EWJi European Water Jetting Institute

WJA THE WATER JETTING ASSOCIATION

MEMBER OF WJTA WATERJET TECHNOLOGY ASSOCIATION

COMPANY STRENGTHS

CONTENTS

01 TUBE CLEANING TOOLS

1.1 New UBD Tube Cleaning Nozzles

UBD-RF12/14/17/20/25 7

1.2 New SMART Nozzles

1.2.1 RST9.5/11/13/18/22/24 8
1.2.2 RSM9.5/11/13/18/22/24 8

1.3 New USR & HS Nozzles

1.3.1 USR13 9-10
1.3.2 USR18 9-10
1.3.3 USR32 9-10
1.3.4 HS36-E15 9-10
1.3.5 HS36-P15 9-10
1.3.6 HS36-RP15 9-10

02 PIPE CLEANING TOOLS

2.1 New DARK STORM nozzles

2.1.1 RWT-US20M-40* 12
2.1.2 RWT-US20M-55* 12
2.1.3 RWT-US20M-55T6* 13

2.2 AK Pipe Cleaning nozzles

2.2.1 RWT-AK62-15* 14
2.2.2 RWT-AK62-15T6* 14

2.3 New FALCON Series Pipe Cleaning Nozzles

2.3.1 FC60 SERIES

2.3.1.1 RWT-FC60-05M5* 15
2.3.1.2 RWT-FC60-15M5* 15
2.3.1.3 RWT-FC60-30M5* 15

2.3.2 UFC70 SERIES

2.3.2.1 RWT-UFC70-05MX* 16
2.3.2.2 RWT-UFC70-15MX* 16
2.3.2.3 RWT-UFC70-30MX* 16

2.4 New CHEETAH Pipe Cleaning Nozzles

2.4.1 RWT-US35

2.4.1.1 RWT-US35-28S4* 17
2.4.1.2 RWT-US35-28S5* 17
2.4.1.3 RWT-US35-28S7* 17

2.4.2 RWT-US44

2.4.3.1 RWT-US44-28M4* 18
2.4.3.2 RWT-US44-28M5* 18
2.4.3.3 RWT-US44-28M7* 18

2.5 FK Pipe Cleaning Nozzles

A: FK-M SERIES

A-2.5.1 RWT-FK16M3 19-21
A-2.5.2 RWT-FK16MS 19-21
A-2.5.3 RWT-FK16MS3 19-21
A-2.5.4 RWT-FK30M3 19-21
A-2.5.5 RWT-FK30MS 19-21
A-2.5.6 RWT-FK30MS3 19-21

B: FK-L SERIES

B-2.5.1 RWT-FK16L3 19-21
B-2.5.2 RWT-FK16LS 19-21
B-2.5.3 RWT-FK16LS3 19-21
B-2.5.4 RWT-FK30L3 19-21
B-2.5.5 RWT-FK30LS 19-21
B-2.5.6 RWT-FK30LS3 19-21

C: FK-XL SERIES

C-2.5.1 RWT-FK16XL3 19-21

D: FK-S SERIES

D-2.5.1 RWT-FK15S1 19-21
D-2.5.2 RWT-FK28S1 19-21

03 SURFACE CLEANING AND SURFACE PREPARATION TOOLS

3.1 RWT-OS16 23
3.2 RWT-OF18 24
3.3 RWT-OF28S 25
3.4 RWT-F30 NEW! 26-27

04 HAND-HELD CONTROL GUNS

4.1 SG1600BB 29
4.2 SG2800BB 29
4.3 SG1500BD 30
4.4 SG1600CB 30
4.5 UWSG1600BB 31
4.6 SGD1600BB 31
4.7 SGD2800BB 31
4.8 RSG3000/42TB 32

05 FOOT OPERATED CONTROL VALVE

5.1 FV1600BD 34
5.2 FV2800BB 34
5.3 FV1500CA 34

06 SWIVELS

6.1 SC-U3000/58 36
6.2 SC-U1600/80 36
6.3 URC3000/42 36
6.4 URC1500/168 36
6.5 URC3000/117 36

07 FLOOR/SURFACE CLEANER

7.1 FS2800/58A 38
7.2 FSVS2800/58A 39

08 SEMI-AUTOMATIC CLEANING EQUIPMENT

8.1 HSR-R1800/117 41
8.2 HSR-W2000/250 42
8.3 HSR-W3000/58 43
8.4 HSR-2000/250 44
8.5 HBCU-3000/58 45

09 HIGH PRESSURE PLUNGER PUMP

9.1 HIGH / ULTRA-HIGH PRESSURE PUMP

AT250 SERIES 47

AT450 SERIES 47

9.2 ACCESSORIES FOR HIGH / ULTRA-HIGH PRESSURE PUMP 48

10 OTHER ACCESSORIES (CENTRALIZER/NOZZLES ETC)

NOZZLES 50
CENTRALIZERS 50

KEY PRODUCTS

For more product information, visit www.fluidjetting.com

P7
Tube Cleaning Tool

P9
Pipe (with Bends) Cleaning Tool

P13
Dark Storm Series

P14
Sewer and Pipe Cleaning Tool

P15
Straight Pipe Cleaning Tool

P17
Small to Medium Pipe Cleaning Tool

P19
Curved and Straight Pipe Cleaning Tool

P25
Surface Cleaning Tool

P26
Surface Cleaning Tool

P29
Hand-held Control Gun


P31
Hand-held Double Dump Gun

P32
Air-operated Rotating Gun

P34
Foot-operated Control Valve

P36
Rotary Swivel

P38
Surface/Floor Cleaner

P39
Surface/Floor Cleaner


P41
Rotary Unit for HP Hose

P43
Hose Storage Reel

P44
Swiveling/Rotating Hose Reel

P45
Semi-automatic

HIGH/ULTRA-HIGH PRESSURE PUMP & UNIT

AT250 AT450

P47

DIESEL ENGINE UNIT

DIESEL ENGINE UNIT

ELECTRIC MOTOR UNIT

ELECTRIC MOTOR UNIT

TUBE CLEANING TOOLS

01

1.1 NEW UBD TUBE CLEANING NOZZLES (Max.1500bar)

UBD-RF12/14/17/20/25



two jet Polisher

five jet Unplugger

seven jet Universal

SPECIFICATIONS

Body type	Connecting thread	Flow range	External diameter	Suitable i/d range of tubes
UBD-RF12	M8*1 M8 M7 1/4-28LH 1/4-28RH	11~40 L/min	12 mm	15~22mm
UBD-RF14	M8*1 M8 M10*1 1/8BSPP 1/4-28LH 1/4-28RH 3/8-24LH 3/8-24RH	11~55 L/min	14mm	17~26mm
UBD-RF17	1/8 BSPP 3/8-24LH 3/8-24RH M10*1 1/4NPT	12~60 L/min	17mm	20~32mm
UBD-RF20	M10*1 1/4BSPP 1/4NPT 9/16-18LH 9/16-18RH	13~67 L/min	20mm	23~38mm
UBD-RF25	M10*1 1/4BSPP 3/8BSPP 1/4NPT 9/16-18LH 9/16-18RH M20*1.5	19~76 L/min	25mm	30~50mm

1.2 NEW SMART TUBE CLEANING NOZZLES (Max.1500bar)

1.2.1 RST 9.5/11/13/18/22/24 (Long life time)

1.2.2 RSM9.5/11/13/18/22/24

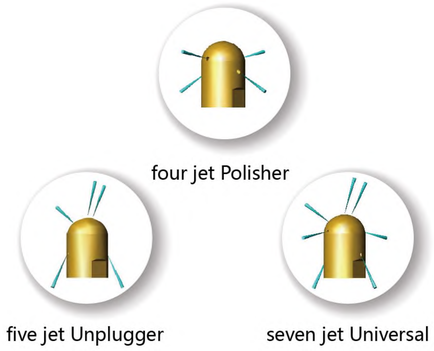

SPECIFICATIONS

Body type	Connecting thread	Flow range	External diameter	Suitable i/d range of tubes
RST9.5 RSM9.5	M7 1/4-28LH 1/4-28RH	8~30 L/min	9.5 mm	12~16mm
RST11 RSM11	M8*1 M8 M7 1/4-28LH 1/4-28RH	10~36 L/min	11mm	14~22mm
RST13 RSM13	M8*1 M8 M10*1 1/8 BSPP 1/4-28LH 1/4-28RH 3/8-24LH 3/8-24RH	11~44 L/min	13mm	15~25mm
RST18 RSM18	M10*1 1/4BSPP 9/16-18LH 9/19-18RH	13~65 L/min	20mm	22~33mm
RST22 RSM22	M10*1 1/4BSPP 3/8BSPP 9/16-18LH 9/16-18RH	13~65 L/min	22mm	25~40mm
RST24 RSM24	M10*1 1/4BSPP 3/8BSPP 9/16- 18LH 9/16- 18RH	13~65 L/min	24mm	28~50mm

1.3 New USR & HS Nozzles (Max.1500bar)

1.3.1 USR13

1.3.2 USR18

1.3.3 USR32
- USR32A (Drilled orifices)
- USR32B-(M3 Nozzles)

1.3.4 HS36-E15
- HS36-E15A*(Drilled orifices)
- HS36-E15B*(M3 Nozzles)

1.3.5 HS36-P15
- HS36-P15A*(Drilled orifices)
- HS36-P15B*(M3 Nozzles)

1.3.6 HS36-RP15 (M4*0.5 Sapphire Nozzles)

SPECIFICATIONS

USR13	OD:13mm	Length:41mm
USR18	OD:18mm	Length:41mm
USR32/A*	OD:32mm	Length:66mm
USR32/B*	OD:32mm	Length:70mm
HS36-E15A*	OD:36mm	Length:86mm
HS36-E15B*	OD:36mm	Length:89mm
HS36-P15A*	OD:36mm	Length:86mm
HS36-P15B*	OD:36mm	Length:89mm
HS36-RP15*	OD:36mm	Length:87mm

USR13

USR18

USR32

HS36

SPECIFICATIONS

Body type	Connecting thread	Flow range	External diameter	Suitable i/d range of tubes
USR13	M8*1 M8 M10*1 1/8BSPP 1/4-28LH 1/4-28RH 3/8-24LH 3/8-24RH	11~44 L/min	13 mm	15~25mm
USR18	M10*1 1/4BSPP 9/16-18LH 9/16-18RH	13~65 L/min	18mm	22~33mm
USR32	M10*1 1/4BSPP 9/16-18LH 9/16-18RH	13~65 L/min	32mm	36~60mm
HS36-E15*	M10*1 1/4BSPP 9/16-18LH 9/16-18RH	30~75 L/min	36mm	45~65mm
HS36-P15* HS36-RP15*	M10*1 1/4BSPP 9/16-18LH 9/16-18RH	20~75 L/min	36mm	45~65mm

PIPE CLEANING TOOLS

02

2.1 NEW DARK STORM NOZZLES

2.1.1 RWT-US20M-40*

SPECIFICATIONS

Max. Operating pressure: 2000bar	Max. Flow rate: 80 l/min
Rotation speed: 1000~2000rpm	Max. Outer diameter: 40mm
Length: 116mm (Not incl. adapter)	
Connection thread: M24*1.5 adapter provided	
Number of nozzle: 4X M4 hardened steel nozzles on the rotary body (two jets at 80 degrees back jets + two jets at 50 degrees back jets)	

2.1.2 RWT-US20M-55*

SPECIFICATIONS

Max. Operating pressure: 2000bar	Max. Flow rate: 80 l/min
Rotation speed: 1000~2000rpm	Max. Outer diameter: 55mm
Length: 116mm (Not incl. adapter)	
Connection thread: M24*1.5 adapter provided	
Number of nozzle: 4X1/4-28 sapphire nozzles on the rotary body (two jets at 80 degrees back jets + two jets at 50 degrees back jets)	

2.1.3 RWT-US20M-55T6*

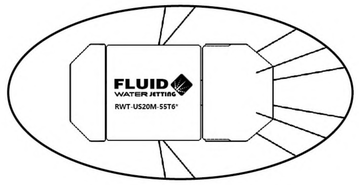

SPECIFICATIONS

Max. Operating pressure: 2000bar	Max. Flow rate: 200 l/min
Rotation speed: 1000~2000rpm	Max. Outer diameter: 55mm
Length: 116mm (Not incl. adapter)	
Connection thread: M24*1.5 adapter provided.	
Number of nozzle: Total ten 1/4-28 sapphire nozzles, Four on the rotary body (2 jets at 80 degree back jet+2 at 50 degree back jets) Six on the thruster at 30 degree back jets.	

2.2 AK PIPE CLEANING NOZZLES

2.2.1 RWT-AK62-15*

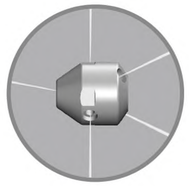

- **FEATURES:**
- Magnetic rotation speed control will reduce wear and gives better jetting impact.
- 5 jets: 1 @ 15° , 2 @ 90° , 2 @ 35°.

SPECIFICATIONS

Max. Operating pressure : 1500 bar	Max. Flow rate : 75 l/min
Rotation speed : approx. 200~1500rpm	Body diameter: ø62 mm (Not incl. centralizer)
Connection thread: M24*1.5 or custom-made adapter provided.	

2.2.2 RWT-AK62-15T6*

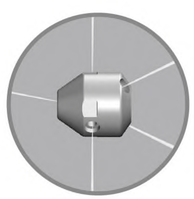

- **FEATURES:**
- Magnetic rotation speed control will reduce wear and gives better jetting impact.
- 5 jets: 1 @ 15° , 2 @ 90° , 2 @ 35°.

SPECIFICATIONS

Max. Operating pressure : 1500 bar	Max. Flow rate: 468 l/min (incl. thruster flow rate)
Rotation speed : approx. 200~1500rpm	Body diameter: ø62 mm (Not incl. centralizer)
Connection thread: M36*2 or custom-made adapter provided.	

2.3 NEW FALCON SERIES PIPE CLEANING NOZZLES

2.3.1 RWT-FC60 SERIES

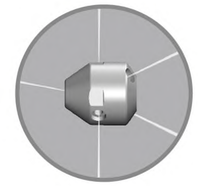

- **FEATURES:**
- Magnetic rotation speed control will reduce wear and gives better jetting impact.
- 5 jets: 1 @ 15° , 2 @ 90° , 2 @ 35°.

2.3.1.1 RWT-FC60-05M*

SPECIFICATIONS

Max. Operating pressure : 500 bar	Max. Flow rate : 230 l/min
Rotation speed : approx. 200~1500rpm	Body diameter: ø60mm (Not incl. centralizer)
Connection thread: M36*2 or custom-made adapter provided.	

2.3.1.2 RWT-FC60-15M*

SPECIFICATIONS

Max. Operating pressure : 1500 bar	Max. Flow rate : 75 l/min
Rotation speed : approx. 200~1500rpm	Body diameter: ø60mm (Not incl. centralizer)
Connection thread: M24X1.5 or custom-made adapter provided.	

2.3.1.3 RWT-FC60-30M*

SPECIFICATIONS

Max. Operating pressure : 3000 bar	Max. Flow rate : 42 l/min
Rotation speed : approx. 200~1500rpm	Body diameter: ø60mm (Not incl. centralizer)
Connection thread: 1-1/8-12 UNF female or custom-made adapter provided.	

2.3.2 UFC70 SERIES

■ **FEATURES:**

- Magnetic rotation speed control will reduce wear and gives better jetting impact.
- Four standard head configuration.

① 5 jets: 1 @ 15° forward，2 @ 90°，2 @ 35° back jet.
② 4 jets: 2 @ 90°，2 @ 50° back jet.
③ 3 jets: 3 @ 60° back jet.
④ 6 jets: 2 @ 60° forward，2 @ 90°，2 @ 50° back jet.

2.3.2.1 RWT-UFC70-05M*

SPECIFICATIONS

Max. Operating pressure：500 bar	Max. Flow rate：300 l/min
Rotation speed：approx. 200~1500rpm	Body diameter: ø70mm (Not incl. centralizer)
Connection thread: M36*2 or custom-made adapter provided.	

2.3.2.2 RWT-UFC70-15M*

SPECIFICATIONS

Max. Operating pressure：1500 bar	Max. Flow rate：168 l/min
Rotation speed：approx. 200~1500rpm	Body diameter: ø70mm (Not incl. centralizer)
Connection thread: M24*1.5 / M36X2 or custom-made adapter provided.	

2.3.2.3 RWT-UFC70-30M*

SPECIFICATIONS

Max. Operating pressure：3000 bar	Max. Flow rate：75 l/min
Rotation speed：approx. 200~1500rpm	Body diameter: ø70mm (Not incl. centralizer)
Connection thread: 1-1/8-12 UNF female or custom-made adapter provided.	

2.4 NEW CHEETAH PIPE CLEANING NOZZLES

2.4.1 RWT-US35-28 SERIES

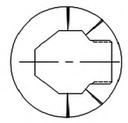

4 jet（Polisher）

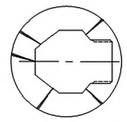

5 jet（Unplugger）

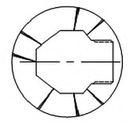

7jet（Universal）

■ **FEATURES:**

- Magnetic rotation speed control will reduce wear and gives better jetting impact.
- Three standard head configuration

SPECIFICATIONS

Body Max. Operating pressure :2800bar	Max. Flow rate：42 l/min
Rotation speed：200~1500rpm	Body diameter: ø35 mm
Length：156mm	
Connection thread：1-1/8-12UNF female	

2.4.2 RWT-US44-28 SERIES



4 jet（Polisher）



5 jet（Unplugger）



7jet（Universal）

SPECIFICATIONS

Max. Operating pressure：2800bar	Max. Flow rate：42 l/min
Rotation speed：500~1500rpm	Max. Outer diameter：44 mm
Length：183mm	
Connection thread：1-1/8-12 UNF Female or custom-made adapter provided	

Magnetic rotation speed control will reduce wear and gives better jetting impact.

2.2 FK PIPE CLEANING NOZZLES

- **FEATURES:**
- Magnetic rotation speed control will reduce wear and gives better jetting impact.
- Three standard head configuration (Not incl. S XL series)

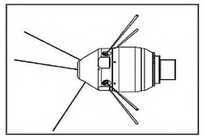

Figure ❶

7 jets: 1@15°,1@35°, 1@56°,2@50°,2@70°

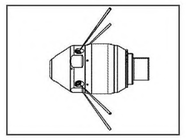

Figure ❷

4 jets: 4@60°

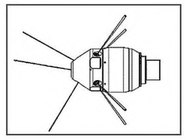

Figure ❸

7 jets: 1@15°,1@35°, 1@56°,4@60°

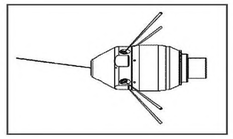

Figure ❹

5 jets: 1@15°,2@50°,2@70°

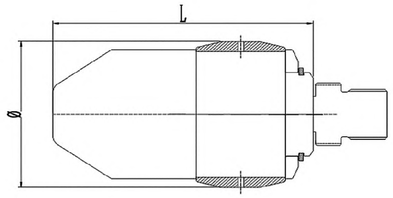

SERIES/TYPES AND SPECIFICATIONS:

SERIES	TYPES	Max. pressure bar	Max. flow rate l/min	Diameter ømm	Length L=mm	Figure
M	FK-16M3	1600	75	ø70	111	❶
	FK-16MS	1600	75	ø70	100	❷
	FK-16MS3	1600	75	ø70	100	❸
	FK-30M3	3000	42	ø70	111	❶
	FK-30MS	3000	42	ø70	100	❷
	FK-30MS3	3000	42	ø70	100	❸
L	FK-16L3	1600	117	ø80	117	❶
	FK-16LS	1600	117	ø80	109	❷
	FK-16LS3	1600	117	ø80	109	❸
	FK-30L3	3000	75	ø80	117	❶
	FK-30LS	3000	75	ø80	109	❷
	FK-30LS3	3000	75	ø80	109	❸
XL	FK-16XL3	1600	168	ø100	137	❶
S	FK-15S1	1500	75	ø60	120	❹
	FK-28S1	2800	42	ø60	120	❹

SERIES	TYPES	INLET CONNECTION
M	FK-16M3	M24*1.5 seal with 24-degree cone 3/8BSPP
	FK-16MS	
	FK-16MS3	
	FK-30M3	1-1/8-12 UNF female seal with a 60 degree cone
	FK-30MS	
	FK-30MS3	
L	FK-16L3	M24*1.5 seal with 24-degree cone 3/8BSPP
	FK-16LS	
	FK-16LS3	
	FK-30L3	1-1/8-12 UNF female seal with a 60 degree cone
	FK-30LS	
	FK-30LS3	
XL	FK-16XL3	M24*1.5/M36*2 seal with 24-degree cone
S	FK-15S1	M24*1.5 seal with 24-degree cone
	FK-28S1	1-1/8-12 UNF female seal with a 60 degree cone

FK-M SERIES

FK16M3

FK16MS

FK16MS3

FK30M3

FK30MS

FK30MS3

FK-L SERIES

FK16L3

FK16LS

FK16LS3

FK30L3

FK30LS

FK30LS3

FK-S SERIES

FK15S1

FK28S1

FK-XL SERIES

FK16XL3

SURFACE CLEANING AND SURFACE PREPARATION TOOLS

03

3.1 RWT-OS16

■ **FEATURES:**

- Magnetic speed control, no need of regular maintenance.
- Easy to change seal parts.
- Light weight, easy to operate.

SPECIFICATIONS

Max. operating pressure: 1600bar	Flow range: 10~30 l/min
Rotation Speed: 500~2500 rpm	Diameter: ø37 mm
Total length: 168mm	Approx. weight: 0.78 kg
Connection Thread: M20*1.5 female or custom-made adapter provided	
Sapphire nozzle : 2xM10*1.5	

Nozzle size (mm)	Min.pressure (bar)	Max.pressure (bar)	Flow range (l/min)
ø0.6*2	800	1600	10~14
ø0.7*2	600	1500	11~18
ø0.8*2	500	1400	13~22
ø0.9*2	400	1000	15~24
ø1.0*2	300	800	16~27
ø1.1*2	250	600	18~28
ø1.2*2	200	500	19~30

3.2 RWT-OF18

■ **FEATURES:**

- Magnetic speed control, no need of regular maintenance.
- Easy to change seal parts.
- Two jets ideal for removing thick deposits, four jets ideal for faster removal of thin coatings/scales.

SPECIFICATIONS

Max. Operating pressure: 1800bar	Flow range: 15~38 l/min
Rotation speed: 500~2500 rpm	Diameter: ø49 mm
Total length: 200 mm	Approx. weight: 1.52 kg
Connection thread: 1-1/8-12 UNF Female seal with 60-degree cone or custom-made adapter provided	
Sapphire nozzle : 4xM10*1.5(Or 2 sapphire nozzles + 2 plugs)	

Nozzle size (mm)	Min.pressure (bar)	Max.pressure (bar)	Flow range (l/min)
ø0.6*2(A)+ ¢ 0.6*2(B)	800	1600	19~27
ø0.7*2(A)+ ¢ 0.7*2(B)	600	1400	26~34
ø0.8*2(A)+ ¢ 0.8*2(B)	500	1000	27~38
ø0.8*2(A)+2 plugs(B)	800	1800	17~25
ø0.9*2(A)+2 plugs(B)	650	1500	19~29
ø1.0*2(A)+2 plugs(B)	600	1200	23~32
ø1.1*2(A)+2 plugs(B)	500	1000	25~36
ø1.2*2(A)+2 plugs(B)	400	800	27~38

Note: (A) means at 20° jet angle; (B) means at 15° jet angle.

3.3 RWT-OF28S

■ **FEATURES:**

- Magnetic speed control, no need of regular maintenance.
- Easy to change seal parts.
- Adjustable (internal) 3-speed settings

SPECIFICATIONS

Max. Operating pressure: 2800 bar	Flow range: 10~18 l/min
Rotation speed: 800~2500 rpm	Diameter: ø49mm
Total length: 189 mm	Approx. weight: 1.30 kg
Connection thread: 1-1/8-12 UNF Female seal with 60-degree cone or custom-made adapter provided	
Sapphire nozzle: 4xM10*1.5	

Nozzle size (mm)	Pressure Range(bar)			Flow range (l/min)
	High speed	Mid-speed	Low speed	
4 x ø0.38	1500~2800	×	×	11~14
4 x ø0.40	1400~2000	1600~2500	1700~2800	12~16
4 x ø0.45	1200~1500	1500~2000	1600~2200	13~18

X- Not recommended to operate in this speed setting.

3.4 RWT-F30



Dynamic Seal Assembly

■ **FEATURES:**

- Magnetic speed control, no need of regular maintenance.
- Externally adjustable rotation speed.
- Dynamic seal assembly provides longer lifetime.

SPECIFICATIONS

Max. Operating pressure: 3000 bar	Max. flow rate: 42 l/min
Rotation speed: 1000~3000 rpm	Diameter: ø56mm
Total length: 172 mm	Approx. weight: 1.45 kg
Connection thread: 1-1/8-12 UNF Female seal with 60-degree cone or custom-made adapter provided	
Sapphire nozzles: 4xM10*1.5	

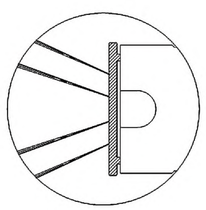

4 jets for the fast removal of thin coatings/scales

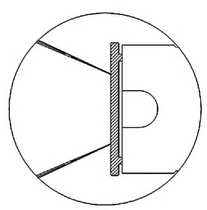

2 jets for the removal of thick deposits

Nozzle size (mm)		High speed		Mid speed		Low speed		Reaction Force Reference (approx.)
		Pressure (bar)	Flow rate (l/min)	Pressure (bar)	Flow rate (l/min)	Pressure (bar)	Flow rate (l/min)	
ø0.38 x 4	Min	700	7.6	800	8	900	8.5	150 N@2500BAR
	Max	3000	15.2	3000	15.2	3000	15.2	180 N@3000BAR
ø0.40 x 4	Min	650	8	750	8.6	900	9.4	150 N@2300BAR
	Max	3000	16.8	3000	16.8	3000	16.8	200 N@3000BAR
ø0.45 x 4	Min	450	8.4	500	8.9	600	9.7	150 N@1800BAR
	Max	2900	20.8	3000	21.2	3000	21.2	250 N@3000BAR
ø0.50 x 4	Min	400	9.8	450	10.3	500	10.9	150 N@1450BAR
	Max	2350	23.1	2900	25.6	3000	26	250 N@2400BAR
								310 N@3000BAR
ø0.55 x 4	Min	300	10.2	350	11	450	12.4	150 N@1200BAR
	Max	1950	25.4	2400	28.1	2800	30.4	250 N@2000BAR
								350 N@2800BAR
ø0.60 x 2	Min	550	8.3	650	9	750	9.6	150 N@2000BAR
	Max	3000	18.9	3000	18.9	3000	18.9	225 N@3000BAR
ø0.70 x 2	Min	450	10.1	500	10.7	600	11.6	150 N@1500BAR
	Max	2450	23.1	2900	25.1	3000	25.5	250 N@2480BAR
								305 N@3000BAR
ø0.80 x 2	Min	350	11.6	400	12.4	450	12.1	150 N@1150BAR
	Max	1850	26.2	2250	28.8	2650	31.2	250 N@1900BAR
								350 N@2650BAR
ø0.90 x 2	Min	300	13.5	350	14.6	400	15.6	150 N@900BAR
	Max	1450	29.3	1800	32.6	2100	35.1	250 N@1500BAR
								350 N@2100BAR
ø1.00 x 2	Min	250	15.2	300	16.6	350	17.9	150 N@730BAR
	Max	1200	32.8	1450	36	1700	39	250 N@1220BAR
								350 N@1700BAR

HAND-HELD CONTROL GUNS

04

4.1 SG1600BB (Dump Style)

SPECIFICATIONS

Max. Operating pressure: 1600bar	Max. Fow rate: 60 l/min
Lance type: 9/16"	Lance length: 1100mm or Custom-made
Weight: approx.6.4kg	
Connection thread: M24*1.5 male with 24-degree cone angle or custom-made	

4.2 SG2800BB (Dump Style)

SPECIFICATIONS

Max. Operating pressure: 2800bar	Max. Flow rate: 50 l/min
Lance type: 9/16"	Lance length: 1100mm or Custom-made
Weight: approx.6.9kg	
Connection thread: 1-1/8-12 UNF Female with 60-degree cone angle or custom-made	

4.3 SG1500BD (front Inlet)

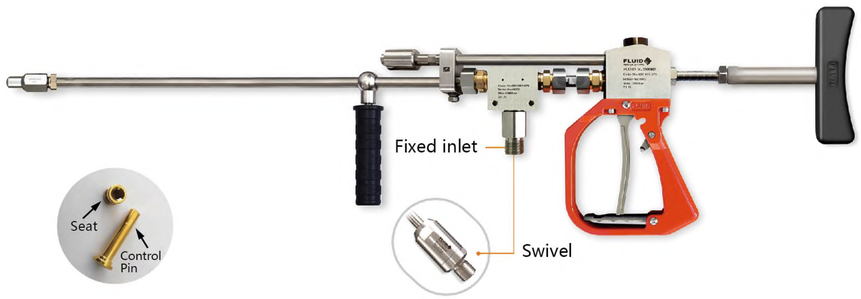

SPECIFICATIONS

Max. Operating pressure: 1500bar	Max. Flow rate: 60 l/min
Lance type: 9/16"	Lance length: 1100mm or Custom-made
Weight: approx.6.8kg	
Connection thread: M24*1.5 male with 24-degree cone angle or custom-made	

4.4 SG1600CB (Dry Shut-Off Type)

The hand-held dry shut-off type gun is used when remote dumping is required to keep discharge water in the blasting aera to a minimum.

SPECIFICATIONS

Max. Operating pressure: 1600bar	Max. Flow rate: 60 l/min
Lance type: 9/16"	Lance length: 1100mm or Custom-made
Weight: approx.5.8kg	
Connection thread: M24*1.5 male with 24-degree cone angle or custom-made	

4.5 UWSG1600BB (Zero-Thrust Dump Gun)

SPECIFICATIONS

Max. Operating pressure: 1600bar	Max. Flow rate: 60 l/min
Lance type: 9/16"	Lance length: 1100mm or Custom-made
Weight: approx.9.1kg	
Connection thread: M24*1.5 male with 24-degree cone angle or custom-made	

4.6 SGD1600BB (Double Dump)

SPECIFICATIONS

Max. Operating pressure: 1600bar	Max. Fow rate: 60 l/min
Lance type: 9/16"	Lance length: 1100mm or Custom-made
Weight: approx.9.3kg	
Connection thread: M24*1.5 male with 24-degree cone angle or custom-made	

4.7 SGD2800BB (Double Dump)

SPECIFICATIONS

Max. Operating pressure: 2800bar	Max. Flow rate: 50 l/min
Lance type: 9/16"	Lance length: 1100mm or Custom-made
Weight: approx.9.6kg	
Connection thread: 1-1/8-12 UNF Female with 60-degree cone angle or custom-made	

4.8 RSG3000/42TB (Tube Cleaning)

Specially designed for heat exchanger tube cleaning.

SPECIFICATIONS

Max. Operating pressure: 3000bar	Max. Flow rate: 42 l/min
Weight: approx. 7.8kg	Rotation speed: 10~500 rpm
Air pressure: 4~6bar	Air input: Max.7m^3/h
Lance length: custom-made as per client requirement	
Connection thread: 1-1/8-12 UNF Female with 60-degree cone angle	

■ **FEATURES:**
- Lightweight aluminum & stainless steel construction.
- The barrel supported on a ball bearing for smooth operation.
- Highest quality air motor.
- Quick change swivel seal assembly.
- Can be ordered lance sizes in different lengths.

FOOT OPERATED CONTROL VALVES

05

DUMP STYLE FOOT VALVE

Dump style foot valves allow the operator to have complete control of the pressure at all times. Ideal for a variety of water jetting tube cleaning applications.

FEATURES:

- Cartridge is specially designed to replace the worn-out parts including control pin and seat alone. No need to replace the full cartridge and save money.
- available with diffuser to route dump water for collection.

5.1 FV1600BD (Dump Style)

SPECIFICATIONS

Max. Operating pressure: 1600bar
Max. Flow rate: 80 l/min
Weight: approx. 14kg
Connection thread: M24*1.5 male with 24-degree cone angle on both sides or custom-made



5.2 FV2800BB (Dump Style)

SPECIFICATIONS

Max. Operating pressure: 2800bar
Max. Flow rate: 50 l/min
Weight: approx. 14kg
Connection thread: 1-1/8-12 UNF Female on both sides with 60-degree cone angle



DRY SHUT-OFF TYPE FOOT VALVE

Dry shut-off type foot valve allows the operator to have complete control of the pressure at all times. Do not dump water when the foot pedal is released. Useful in applications where excess water spillage and disposal are concerns.

5.3 FV1500CA (Dry Shut-Off Type)

SPECIFICATIONS

Max. Operating pressure: 1500bar
Max. Flow rate: 80 l/min
Weight: approx. 14kg
Connection thread: M24*1.5 male with 24-degree cone angle on both sides or custom-made

SWIVELS

06

6.1 SC-U3000/58 (Prevent Hose Twist)

SPECIFICATIONS

Max. Operating pressure: 3000bar
Max. Flow rate: 58 l/min
Connection thread: 1-1/8-12 UNF Female with 60-degree cone angle

6.2 SC-U1600/80 (Prevent Hose Twist)

SPECIFICATIONS

Max. Operating pressure: 1600bar
Max. Flow rate: 80 l/min
Connection thread: M24*1.5 male with 24-degree cone angle or custom-made

6.3 URC3000/42

SPECIFICATIONS

Max. Operating pressure: 3000bar
Max. Flow rate: 42 l/min
Connection thread: 1-1/8-12 UNF Female with 60-degree cone angle

6.4 URC1500/168

SPECIFICATIONS

Max. Operating pressure: 1500bar
Max. Flow rate: 168 l/min
Connection thread: M24*1.5 male with 24-degree cone angle or custom-made

6.5 URC3000/117

SPECIFICATIONS

Max. Operating pressure: 3000bar
Max. Flow rate: 117 l/min
Connection thread: 1-1/8-12 UNF Female with 60-degree cone angle

FLOOR/SURFACE CLEANER

07

7.1 FS2800/58A (Self- rotary)

The surface/floor cleaner perform a wide range of applications, such as: removing paint markings, coatings, contaminations, degreasing surfaces and concrete scarification.

- **FEATURES:**
- The rotating spray arms driven by recoil force, no additional resources needed to power rotation.
- Pressure control via a dump gun.
- Adjustable rotation speed ideal for heavier deposits and lighter deposits.
- Protective nozzle guards help keep nozzles protected from splashback.

SPECIFICATIONS

Max. operating pressure: 2800bar	Max. flow rate: 58 l/min
Max. rotation speed (Adjustable) : 1500rpm	
Number of sapphire nozzles: ten or custom-made	
Blasting width: 268 mm or custom-made (the Max. blasting width won't exceed 500mm)	
Connection thread: 1-1/8-12 UNF Female with 60-degree cone angle	

7.2 FSV2800/58A (With Self-vacuum recycling)

FSV-S3000/58A is a self-rotary and self-vacuum recycling Surface Cleaner, does not require hydraulic, electrical, or pneumatic power to operate, which perform a wide range of functions such as : removing paint markings, coatings, contaminations, and membranes and degreasing surfaces.

- **FEATURES:**
- The rotating spray arms driven by recoil force, no additional resources needed to power rotation.
- Pressure control via a dump gun.
- Adjustable rotation speed ideal for heavier deposits and lighter deposits.
- Waste water and material from work area are recovered via the vacuum force generated when HP water is sprayed in a pipe at high speed.
- Protective nozzle guards help keep nozzles protected from splashback.

SPECIFICATIONS

Max. operating pressure: 2800bar	Max. flow rate: 58 l/min
Max. rotation speed (Adjustable) : 1500rpm	
Number of sapphire nozzles: ten or custom-made	
Blasting width: 268 mm or custom-made (the Max. blasting width won't exceed 500mm)	
Connection thread: 1-1/8-12 UNF Female with 60-degree cone angle	

SEMI-AUTOMATIC CLEANING EQUIPMENT

08

8.1 HSR-R1800/117 (Pneumatic)

ROTARY UNIT FOR HOSE



HSR- R1800/117 (Pneumatic)

SPECIFICATIONS

Max. Operating pressure: 1800bar	Max. Flow rate: 117 l/min
Rotation speed: 0~40rpm	Hose OD: ¢16~33mm
Air pressure: 5~8bar	Air supply: 108 m^3/h

8.2 HSR-W2000/250 (Hydraulic)

HOSE STORAGE REEL



SPECIFICATIONS

Max. Operating pressure：2000bar	Max. Flow rate：250 l/min
Length：1500mm	Width：1010mm
Height：1231mm	Weight：350 kg
Feeding speed：1~20m/min	Power unit：2.2KW, 380V
Capacity：i/d13- o/d27 Max.120m； i/d20- o/d34 Max.100m	

8.3 HSR-W3000/58 (Manual)

SPECIFICATIONS

Max. Operating pressure：3000bar	Max. Flow rate：58 l/min
Length：1400mm	Width：1000mm
Height：1400mm	Weight：520 kg
Capacity: i/d8-o/d20: Max. 150m	

8.4 HSR-2000/250 (Hydraulic)

SWIVELING/ROTATING HOSE REEL



SPECIFICATIONS

Max. Operating pressure: 2000bar	Max. Flow rate: 250 l/min
Length: 2650mm	Width: 1350mm
Height: 1400mm	Weight: 1800 kg
Rotation speed: 0~30 rpm	Feeding speed: 1~20m/min
Power unit: 4.0 KW 380 V AC	
Hydraulic oil: 120 L 46#	
Capacity: i/d13- o/d27 Max.120m; i/d20- o/d34 Max.100m	

8.5 R&P MASTER TYPE: HBCU/3000



FLUID **R&P MASTER** is a semi-automatic & dust-free cleaning vehicle, which uses ultra high presssure water to remove paint and rust from ship side and hull surfaces.

SPECIFICATIONS

Max. working pressure: 3000bar	Hydraulic system: 250bar
Overall dimensions: 5340 (L)*1500(W) * 1280(H) mm	Total weight: approx.3.5 tons
Diesel engine power: 45KW @ 2600rpm	Max. velocity: 5km/h
Max. pivoting angle: Left 25°, right 25°	Working height: 5200mm

HIGH / ULTRA-HIGH PRESSURE PUMP & UNIT AND ACCESSORIES

09

9.1 HIGH/ULTRA-HIGH PRESSURE PUMP & UNIT

AT250 SERIES

AT450 SERIES

FLUID AT250 Triplex Plunger Pump Specification

PUMP TYPE	PLUNGER SIZE ømm	HIGH PRESSURE				ULTRA-HIGH PRESSURE			
		FLOW RATE lpm@1500 rpm Input Speed	POWER (KW)			FLOW RATE lpm@1500 rpm Input Speed	POWER (KW)		
			@1000BAR	@1500BAR	@1800BAR		@2000BAR	@2500BAR	@3000BAR
AT250 Max.250KW	20	——	——	——	——	28	110	132	160
	22	——	——	——	——	34	132	160	200
	24	——	——	——	——	41	160	200	250
	28	58	110	160	200	——	——	——	——
	30	66	132	200	220	——	——	——	——
	32	75	160	220	250	——	——	——	——
	34	85	160	250	——	——	——	——	——

FLUID AT450 Triplex Plunger Pump Specification

PUMP TYPE	PLUNGER SIZE ømm	HIGH PRESSURE				ULTRA-HIGH PRESSURE			
		FLOW RATE lpm@1500 rpm Input Speed	POWER (KW)			FLOW RATE lpm@1500 rpm Input Speed	POWER (KW)		
			@1000BAR	@1500BAR	@1800BAR		@2000BAR	@2500BAR	@3000BAR
AT450 Max.450KW	26	——	——	——	——	43	——	——	250
	35	82	——	220	280	——	——	——	——
	40	107	——	315	375	——	——	——	——
	45	135	250	375	450	——	——	——	——

DIESEL ENGINE UNIT

DIESEL ENGINE UNIT

ELECTRIC MOTOR UNIT

ELECTRIC MOTOR UNIT

9.2 ACCESSORIES FOR HIGH / ULTRA-HIGH PRESSURE PUMP

9.2.1 SG3000-E ELECTRIC CONTROL GUN

9.2.2 FOOT SWITCH

9.2.3 BYPASS SWITCH

9.2.4 REMOTE CONTROLLER

9.2.5 CABLE DRUM

OTHER ACCESSORIES (CENTRALIZER/NOZZLES ETC)

10

NOZZLES

S1(1/4-28UNF)


S2(M10X1.5)

H1(M3)

H2(M4)

H5(Round jet)

H6(Fan jet)

S4(M4X0.5)

S5(3/8-24)

CENTRALIZERS

TYPE A

for Falcon tools

TYPE B

for Falcon tools

TYPE C

for Falcon tools

TYPE D

for Falcon tools

TYPE G

for AK & Falcon tools

TYPE F

for FK tools

Style	A	B	C	D	F
Range of i/d pipes	130–400mm	400–800mm	400–1000mm	400–1200mm	150–300mm

PERFORMANCE (M10*1.5, 3/8-24, 1/4-28, M4*0.5 SAPPHIRE NOZZLES)

Nozzles ¢ d mm	200 bar L/min	500 bar L/min	750 bar L/min	1000 bar L/min	1500 bar L/min	2000 bar L/min	2500 bar L/min	3000 bar L/min
0.10	0.064	0.1	0.122	0.141	0.171	0.196	0.217	0.237
0.125	0.1	0.157	0.191	0.22	0.267	0.306	0.34	0.37
0.15	0.143	0.226	0.275	0.316	0.385	0.441	0.489	0.532
0.175	0.197	0.309	0.377	0.434	0.527	0.604	0.671	0.73
0.20	0.255	0.401	0.489	0.563	0.684	0.784	0.87	0.946
0.25	0.402	0.632	0.771	0.887	1.078	1.235	1.371	1.492
0.30	0.574	0.903	1.101	1.266	1.538	1.763	1.957	2.13
0.35	0.808	1.27	1.549	1.781	2.165	2.481	2.754	2.997
0.40	1.026	1.614	1.969	2.264	2.751	3.153	3.5	3.808
0.45	1.301	2.046	2.495	2.869	3.486	3.996	4.436	4.827
0.50	1.638	2.577	3.143	3.614	4.391	5.032	5.587	6.079
0.55	1.982	3.118	3.802	4.373	5.313	6.089	6.76	7.356
0.60	2.343	3.685	4.494	5.168	6.28	7.197	7.99	8.694
0.65	2.769	4.355	5.311	6.107	7.421	8.505	9.442	10.274
0.70	3.2	5.034	6.139	7.06	8.578	9.831	10.914	11.876
0.75	3.7	5.82	7.098	8.162	9.918	11.367	12.619	13.731
0.80	4.261	6.702	8.174	9.399	11.421	13.09	14.531	15.812
0.85	4.81	7.566	9.228	10.611	12.893	14.777	16.404	17.85
0.90	5.401	8.495	10.36	11.913	14.475	16.59	18.417	20.04
0.95	6.094	9.584	11.689	13.441	16.332	18.718	20.78	22.611
1.00	6.93	10.9	13.293	15.287	18.574	21.288	23.632	25.751
1.10	8.39	13.19	16.08	18.5	22.48	25.76	28.6	31.12
1.20	9.99	15.72	19.17	22.04	26.78	30.7	34.08	37.08
1.30	11.73	18.45	22.5	25.87	31.43	36.02	39.99	43.52
1.40	13.6	21.39	26.09	30	36.46	41.78	46.38	50.47
1.50	15.61	24.56	29.95	34.44	41.85	47.96	53.24	57.94
1.60	17.16	27.94	34.08	39.19	47.61	54.57	60.58	65.92
1.70	20.05	31.54	38.47	44.24	53.75	61.6	68.39	74.42
1.80	22.24	34.98	42.66	49.06	59.61	68.32	75.84	82.53
1.90	25.05	39.4	48.05	55.26	67.14	76.95	85.43	92.96
2.00	27.76	43.66	53.25	61.23	74.4	85.27	94.66	103
2.10	30.6	48.13	58.7	67.5	82.02	94.01	104.36	113.56
2.20	35.95	56.54	68.95	79.29	96.35	110.42	122.58	133.39
2.30	39.19	61.64	75.17	86.45	105.04	120.38	133.64	145.42
2.40	42.67	67.12	81.85	94.13	114.37	131.08	145.52	158.34
2.50	46.3	72.83	88.82	102.13	124.1	142.23	157.9	171.81
2.60	50.08	78.77	96.06	110.47	134.23	153.84	170.78	185.83
2.70	54.1	84.95	103.6	119.13	144.75	165.9	184.17	200.4
2.80	58.08	91.35	111.41	128.12	155.67	178.41	198.06	215.52
2.90	62.3	98	119.51	137.43	166.99	191.39	212.46	231.59
3.00	66.67	104.87	127.9	147.07	178.71	204.81	227.37	247.41

Note: When manually operating high pressure guns and lances the reaction force on the axis should not exceed 250N!
if the reaction force exceeds 150N, a shoulder stock is required! <150N <250N >250N
The Max. nozzle size for above 1/4-28 and M4*0.5 sapphire is ø1.0mm

PERFORMANCE (M3, M4 HARDENED STEEL NOZZLES)

M3 NOZZLES CHART

¢ d mm Pressure (bar)	0.3	0.35	0.4	0.45	0.5	0.6	0.7	0.8	0.9	1.0
	Flow rate (l/min)									
200	0.69	0.94	1.22	1.55	1.91	2.75	3.74	4.89	6.19	7.64
300	0.87	1.18	1.54	1.95	2.40	3.46	4.71	6.15	7.79	9.61
500	1.10	1.5	1.96	2.48	3.06	4.41	6.00	7.83	9.92	12.24
750	1.34	1.82	2.37	3.00	3.71	5.34	7.27	9.50	12.02	14.84
1000	1.53	2.08	2.72	3.44	4.25	6.12	8.34	10.89	13.78	17.01
1300	1.75	2.39	3.12	3.95	4.87	7.01	9.55	12.47	15.78	19.48
1500	1.85	2.51	3.28	4.15	5.13	7.38	10.05	13.13	16.61	20.51
2000	2.10	2.86	3.73	4.72	5.83	8.40	11.43	14.93	18.90	23.33
2500	2.32	3.15	4.12	5.21	6.43	9.26	12.60	16.46	20.84	25.72

M4 NOZZLES CHART

¢ d mm Pressure (bar)	0.3	0.35	0.4	0.45	0.5	0.6	0.7	0.8	0.9	1.0	1.1	1.2
	Flow rate (l/min)											
200	0.69	0.94	1.22	1.55	1.91	2.75	3.74	4.89	6.19	7.64	9.25	11.00
300	0.87	1.18	1.54	1.95	2.40	3.46	4.71	6.15	7.79	9.61	11.63	13.84
500	1.10	1.5	1.96	2.48	3.06	4.41	6.00	7.83	9.92	12.24	14.81	17.63
750	1.34	1.82	2.37	3.00	3.71	5.34	7.27	9.50	12.02	14.84	17.96	21.37
1000	1.53	2.08	2.72	3.44	4.25	6.12	8.34	10.89	13.78	17.01	20.58	24.50
1300	1.75	2.39	3.12	3.95	4.87	7.01	9.55	12.47	15.78	19.48	23.58	28.10
1500	1.85	2.51	3.28	4.15	5.13	7.38	10.05	13.13	16.61	20.51	24.82	29.53
2000	2.10	2.86	3.73	4.72	5.83	8.40	11.43	14.93	18.90	23.33	28.23	33.60
2500	2.32	3.15	4.12	5.21	6.43	9.26	12.60	16.46	20.84	25.72	31.13	37.04

H5 ROUND JET NOZZLE PERFORMANCE DATA

Flow rate (l/min) at Pressure (bar)

Nozzles ¢ d mm	350 bar	400 bar	450 bar	500 bar	550 bar	600 bar	650 bar	700 bar	750 bar	800 bar	900 bar	1000 bar	1100 bar	1200 bar	1300 bar	1400 bar	1500 bar
0.6	4.2	4.5	4.8	5.0	5.3	5.5	5.7	6.0	6.2	6.4	6.8	7.1	7.5	7.8	8.1	8.4	8.7
0.7	5.7	6.1	6.5	6.9	7.2	7.5	7.8	8.1	8.4	8.7	9.2	9.7	10.2	10.6	11.1	11.5	11.9
0.8	7.5	8.0	8.5	9.0	9.4	9.8	10.2	10.6	11.0	11.3	12.0	12.7	13.3	13.9	14.4	15.0	15.5
0.9	9.5	10.1	10.8	11.3	11.9	12.4	12.9	13.4	13.9	14.3	15.2	16.0	16.8	17.6	18.3	19.0	19.6
1.0	11.7	12.5	13.3	14.0	14.7	15.3	16.0	16.6	17.1	17.7	18.8	19.8	20.8	21.7	22.6	23.4	24.2
1.1	14.2	15.2	16.1	16.9	17.8	18.6	19.3	20.0	20.7	21.4	22.7	24.0	25.1	26.2	27.3	28.3	29.3
1.2	16.9	18.0	19.1	20.2	21.1	22.1	23.0	23.9	24.7	25.5	27.0	28.5	29.9	31.2	32.5	33.7	34.9
1.3	19.8	21.2	22.4	23.7	24.8	25.9	27.0	28.0	29.0	29.9	31.7	33.5	35.1	36.7	38.1	39.6	41.0
1.4	23.0	24.5	26.0	27.4	28.8	30.1	31.3	32.5	33.6	34.7	36.8	38.8	40.7	42.5	44.2	46.9	47.5
1.5	26.4	28.2	29.9	31.5	33.0	34.5	35.9	37.3	38.6	39.8	42.3	44.5	46.7	48.8	50.8	52.7	54.6
1.6	30.0	32.1	34.0	35.8	37.6	39.3	40.9	42.4	43.9	45.3	48.1	50.7	53.2	55.5	57.8	60.0	62.1
1.7	33.8	36.2	38.4	40.5	42.4	44.3	46.1	47.9	49.5	51.2	54.3	57.2	60.0	62.7	65.2	67.7	70.1
1.8	37.9	40.6	43.0	45.4	47.6	49.7	51.7	53.7	55.6	57.4	60.9	64.1	67.3	70.3	73.1	75.9	78.6
1.9	42.3	45.2	47.9	50.5	53.0	55.4	57.6	59.8	61.9	63.9	67.8	71.5	75.0	78.3	81.5	84.6	87.5
2.0	46.8	50.1	53.1	56.0	58.7	61.3	63.8	66.3	68.6	70.8	75.1	79.2	83.1	86.7	90.3	93.7	97.0
2.1	51.7	55.2	58.6	61.7	64.7	67.6	70.4	73.0	75.6	78.1	82.8	87.3	91.6	95.6	99.5	103	107
2.2	56.7	60.6	64.3	67.8	71.1	74.2	77.3	80.2	83.0	85.7	90.9	95.8	100	105	109	113	117
2.3	62.0	66.2	70.3	74.1	77.7	81.1	84.4	87.6	90.7	93.7	99.4	105	110	115	119	124	128
2.4	67.5	72.1	76.5	80.6	84.6	88.3	91.9	95.4	98.8	102	108	114	120	125	130	135	140
2.5	73.2	78.3	83.0	87.5	91.8	95.8	99.8	104	107	111	117	124	130	136	141	146	152
2.6	79.2	84.6	89.8	94.6	99.3	104	108	112	116	120	127	134	140	147	153	158	164
2.7	86.4	91.3	96.8	102	107	112	116	121	125	129	137	144	151	158	165	171	177
2.8	91.8	96.2	104	110	115	120	125	130	134	139	147	155	163	170	177	184	190
2.9	98.5	105	112	118	123	129	134	139	144	149	158	166	175	182	190	197	204
3.0	105	113	120	126	132	138	144	149	154	159	169	178	187	195	203	211	218

Note: When manually operating high pressure guns and lances the reaction force on the axis should not exceed 250N!
if the reaction force exceeds 150N, a shoulder stock is required! <150N <250N >250N

H6 FAN JET NOZZLE PERFORMANCE DATA（10°、20°、30°）

Flow rate （l/min） at Pressure（bar）

Nozzles ¢ d mm	350 bar	400 bar	450 bar	500 bar	550 bar	600 bar	650 bar	700 bar	750 bar	800 bar	900 bar	1000 bar	1100 bar	1200 bar	1300 bar	1400 bar	1500 bar
0.6	3.0	3.2	3.4	3.6	3.7	3.9	4.1	4.2	4.4	4.5	4.8	5.0	5.3	5.5	5.7	5.9	6.2
0.7	4.0	4.3	4.6	4.8	5.1	5.3	5.5	5.7	5.9	6.1	6.5	6.8	7.2	7.5	7.8	8.1	8.4
0.8	5.3	5.7	6.0	6.3	6.6	6.9	7.2	7.5	7.7	8.0	8.5	8.9	9.4	9.8	10.2	10.6	10.9
0.9	6.7	7.2	7.6	8.0	8.4	8.8	9.1	9.5	9.8	10.1	10.7	11.3	11.9	12.4	12.9	13.4	13.9
1.0	8.3	8.8	9.4	9.9	10.4	10.8	11.3	11.7	12.1	12.5	13.2	14.0	14.6	15.3	15.9	16.5	17.1
1.1	10.0	10.7	11.3	11.9	12.5	13.1	13.6	14.1	14.6	15.1	16.0	16.9	17.7	18.5	19.3	20.0	20.7
1.2	11.9	12.7	13.5	14.2	14.9	15.6	16.2	16.8	17.4	18.0	19.1	20.1	21.1	22.0	22.9	23.8	24.6
1.3	14.0	14.9	15.8	16.7	17.5	18.3	19.0	19.7	20.4	21.1	22.4	23.6	24.7	25.8	26.9	27.9	28.9
1.4	16.2	17.3	18.4	19.4	20.3	21.2	22.1	22.9	23.7	24.5	26.0	27.4	28.7	30.0	31.2	32.4	33.5
1.5	18.6	19.9	21.1	22.2	23.3	24.3	25.3	26.3	27.2	28.1	29.8	31.4	32.9	34.4	35.8	37.2	38.5
1.6	21.1	22.6	24.0	25.3	26.5	27.7	28.8	29.9	31.0	32.0	33.9	35.7	37.5	39.2	40.8	42.3	43.8
1.7	23.9	25.5	27.1	28.5	29.9	31.3	32.5	33.8	34.9	36.1	38.3	40.4	42.3	44.2	46.0	47.7	49.4
1.8	26.8	28.6	30.3	32.0	33.5	35.0	36.5	37.8	39.2	40.5	42.9	45.2	47.4	49.6	51.6	53.5	55.4
1.9	29.8	31.9	33.8	35.6	37.4	39.0	40.6	42.2	43.7	45.1	47.8	50.4	52.9	55.2	57.5	59.6	61.7
2.0	33.0	35.3	37.5	39.5	41.4	43.3	45.0	46.7	48.4	50.0	53.0	55.8	58.6	61.2	63.7	66.1	68.4
2.1	36.4	38.9	41.3	43.5	45.7	47.7	49.6	51.5	53.3	55.1	58.4	61.6	64.6	67.5	70.2	72.9	75.4
2.2	40.0	42.7	45.3	47.8	50.1	52.3	54.5	56.5	58.5	60.4	64.1	67.6	70.9	74.0	77.1	80.0	82.8
2.3	43.7	46.7	49.5	52.2	54.8	57.2	59.5	61.8	64.0	66.1	70.1	73.9	77.5	80.9	84.2	87.4	90.5
2.4	47.6	50.9	53.9	56.9	59.6	62.3	64.8	67.3	69.6	71.9	76.3	80.4	84.3	88.1	91.7	95.2	98.5
2.5	51.6	55.2	58.5	61.7	64.7	67.6	70.4	73.0	75.6	78.1	82.8	87.3	91.5	95.6	99.5	103	107
2.6	55.8	59.7	63.3	66.7	70.0	73.1	76.1	79.0	81.7	84.4	89.5	94.4	99.0	103	108	112	116
2.7	60.2	64.4	68.3	72.0	75.5	78.8	82.1	85.2	88.1	91.0	96.6	102	107	112	116	120	125
2.8	64.8	69.2	73.4	77.4	81.2	84.8	88.3	91.6	94.8	97.9	104	109	115	120	125	130	134
2.9	69.5	74.3	78.8	83.0	87.1	91.0	94.7	98.2	102	105	111	117	123	129	134	139	144
3.0	74.3	79.5	84.3	88.9	93.2	97.3	101	105	109	112	119	126	132	138	143	149	154

Note: When manually operating high pressure guns and lances the reaction force on the axis should not exceed 250N!
if the reaction force exceeds 150N, a shoulder stock is required! <150N <250N >250N

NOTES:

FLUID WATER JETTING
FLUID WATER JETTING CO LTD
www.fluidjetting.com